FUJIFILM
Value from Innovation

Remanufactured machines
A3 Colour Multifunction Printer

ApeosPort-VII
C5573 R / C3373 R

Initiatives to Reduce Environment Impact Multifunction printers born from resource circulation efforts that meet quality standards for Newly built machines

At FUJIFILM Business Innovation, we began to develop environmental technologies, including multifunction printers with greater energy efficiency and a toner with a low fusing temperature. In addition, we began to reuse and recycle products collected from customers ahead of other companies in the industry. Thus, we have been contributing to customers and society in terms of the environment.
We also currently offer solutions that enable diverse work styles, thus reducing the movement of people and goods to help reduce environmental impact. We will continue to work as one to help build a sustainable society under the FUJIFILM Group Green Policy (Environmental Policy).

Remanufactured machines that maximize resource reuse

Remanufactured machines

ApeosPort-VII C5573 R / C3373 R are remanufactured machines that achieve resource circulation with 84 %*1 of parts reuse ratio based on our resource circulation system. We remanufacture collected machines from customers to be usable as long and reliably as newly built machines by replacing worn parts in accordance with the usage history. Remanufactured machines are new products same as newly built machines, rather than used products.

Parts reuse rate

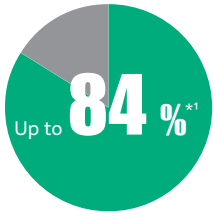

CO_2 emissions from the entire product lifecycle*2



*1: The maximum value by design.
*2: The amount of CO_2 emissions from the entire product life cycle including manufacturing, transportation and customer use.
*3: When comparing ApeosPort-VII C3373 R for Japanese market and ApeosPort-VII C3373 for Japanese market.

History of Initiatives

In 1995, FUJIFILM Business Innovation established the Recycling Policy "Promoting Resource Circulation Toward Zero Waste" to collect, reuse, and recycle collected products from customers, and in 1996, we became the first company in the industry to introduce products with reused parts to the market. In 2008, we established a reuse/recycling site in Suzhou, China, expanding our activities overseas.

Resource circulation system

Based on the concept that "used products are valuable resources, not waste," we established resource circulation system in 1995 that covers the entire product life cycle from the product planning/development/manufacturing stages to disposal.

Aiming for virtually "zero waste", parts taken from collected products are reused through recycling technology and circulated as resources.

FUJIFILM Business Innovation Resource circulation system

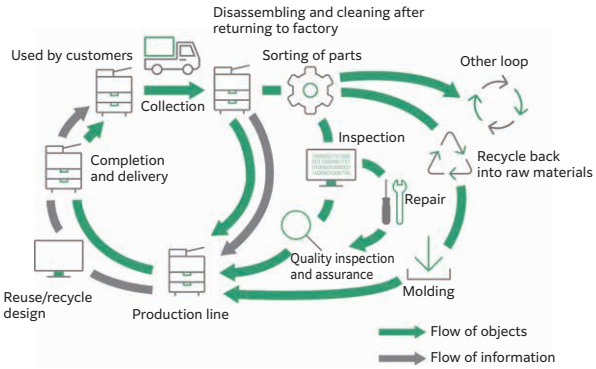

Environmental Technologies Supporting Resource Circulation Initiatives

Technology for utilizing usage history information

We are increasing the reuse rate of parts by implementing a usage history information system. This system will analyze about 30 types of usage history data from approximately 200 types recorded on MFPs, comparing it to a database of parts' life expectancy. This will allow us to automatically assess the remaining life of each part and decide if it can be reused.

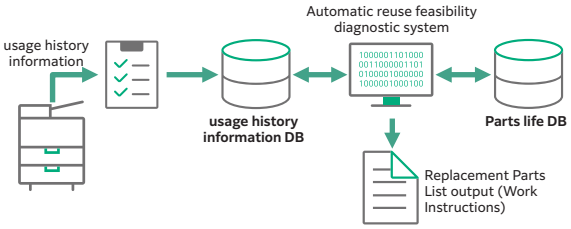

Blast technology

Exterior plastics that were previously deemed not reusable due to yellowing have been successfully restored through blast cleaning technology, enabling them to be recycled as reusable parts.

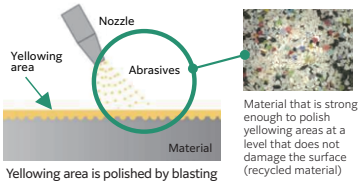

Note: Newly built machines refer to machines that are primarily assembled with newly procured parts.

Proprietary environmental technologies that balance energy efficiency with usability

Induction heating (IH)Fuser technology

With conventional fusers, preheating was necessary to ensure that the device would be able to immediately wake up from standby mode to serve users. This preheating consumed a large amount of electricity.

IH fusing technologies that enable quick heating to eliminate the necessity of preheating in standby or power-saving mode to conserve energy and increase convenience.

High speed recovery from sleep mode with an instant heating (IH)Fuser

The instant heating (IH)Fuser takes no more than 5 seconds to reach full heat from low-power sleep mode, thus helping to reduce overall power consumption without compromising user convenience.

Note: For ApeosPort-VII C3373 R.

Smart WelcomEyes technology

Focusing on the fact that many customers use the sleep transition time for an extended period of time, we have developed a technology that automatically wakes up from sleep mode when the user approaches. Even when operating in sleep mode, which consumes low power consumption, you can start working efficiently.

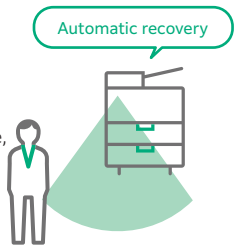

Smart power saving technology

Optimizes power usage when waking from sleep mode to improve efficiency through the internal power saving of MFP and to increase silence by controlling unnecessary startup noises. Solely powers on individual functional modules to conserve energy and increase convenience.

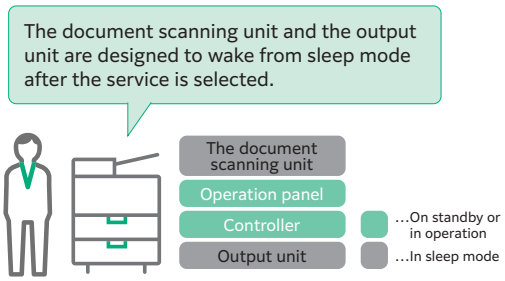

Super EA-Eco toner

It has a fusing temperature that is around 10 °C lower than that of the EA-Eco toner. This results in lower power consumption.

Super EA-Eco toner also has one of the smallest toner particle sizes in the world, thus enabling higher print quality. Adopting toner with such a small particle size makes it possible to reproduce small characters and thin lines more sharply, render halftones and gradients with less graininess, and reproduce dot shapes more faithfully, delivering superior print quality.

LED print head technology

LEDs are used in the print head that writes image to the photoconductor, achieving both miniaturization, power savings, and high image quality (1,200 x 2,400 dpi).

It uses LEDs that contribute to the reduction of power consumption, and is equipped with an automatic double-sided document feeder for high-speed scanning

The light source of the reading section uses LEDs that contribute to the reduction of power consumption*1.

It is equipped with an automatic double-sided document feeder. A single scan of the front and back of a double-sided document can be performed at a high speed of 154 ppm*2.

*1: In our A3 multifunction printers, the ratio is reduced to about 1/3 compared to the conventional xenon lamp system.

*2: Standard Document (A4 LEF), 200 dpi, to Folder.

Unlock your Evolution | Intuitiveness simplified

It is equipped with a large 10.1-inch operation panel with a tilt mechanism that supports tap and swipe operations used in smartphones.

The icons for each function and the color of the operation screen are unified. The basic functions that you use most often are displayed in color, so they are easy to find and you can start working with them immediately. In addition, the operation is easy to operate with a function that notifies the status of the equipment such as the completion of work by light and sound on the operation panel, a notification light on the center tray, and a paper tray that closes with light force.

Adjustable UI panel angle

A tilt mechanism has been adopted to enable angle adjustment, enabling the screen to be adjusted to avoid light reflections, or for the user to adjust its angle for an easier view.

User friendliness via light and sound

Flashes during print output and lights up when output is complete. This reduces information leaks due to unretrieved printed documents.

Retractable paper tray closes with a gentle push

When closing the tray, it closes slowly and quietly due to the retracting mechanism without pushing it all the way into the tray.

Responding to a variety of printing needs

Highly versatile for more variation

Highly versatile for more variation

The standard tray can handle paper between 52 to 300 gsm. In addition, this MFP can satisfy your needs for printing sales promotion materials such as POP and packaging in small lots.

Printing on long paper supported*1

Long paper up to 320 x 1,200 mm*2 is supported.
It is also useful for creating banners.

*1: Only supported by the PCL Driver and the Windows version of the Adobe® PostScript® 3™ Driver.

*2: The printable area is 305 x 1,194 mm.

Print from any MFP

Even if the MFP you selected for printing is currently in use, you can print from another MFP on the network. The document is stored in the MFP and users can check jobs or change print settings such as the number of outputs before they print the document. This can prevent wasteful printing while also ensuring security.

Note: Requires optional Server-less On-Demand Print.

Flexible office layout options

Fully compatible with wireless LAN, plus support for Print Utility, AirPrint, Mopria® Print Service and Mopria Scan. No cabling means greater flexibility to accommodate any office layout, including hot-desking setups. And with Wi-Fi Direct, visitors can print directly from mobile devices without going through the office intranet.

Works with Apple AirPrint

mopria

Note: Requires optional Wireless Network Kit.

Print Utility

Multifunction devices can output data such as applications, web pages, captured images, DocuWorks documents, and PDF documents on smartphones. In addition, the data scanned by the MFP can be imported to a smartphone.

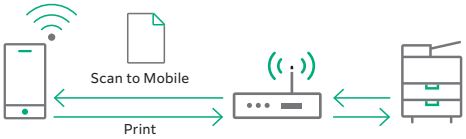

An NFC tag is standard on the control panel. Simply hold your smartphone over the NFC touch area of the MFP to perform tasks such as printing.

Paperless workflow streamlining paper documents by digitalizing them

Seamless scanning of irregular sizes

Irregular and small size paper documents can be automatically adjusted to the closest standard size just by scanning with the duplex automatic document feeder. Easily scan receipts and order slips without entering each individual document size.

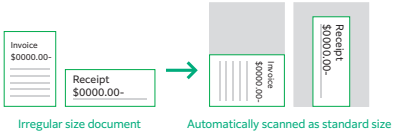

Support for multiple file formats and operations

Scanned data can be converted to TIFF, JPEG, DocuWorks or PDF format before being sent via e-mail or being stored to USB*1. Other useful features include OCR*2 (for easy searching), compression (for efficient transfers) and password protection. Scanned documents can also be converted into editable Word*2 and Excel*2 documents. It's so easy to convert paper-only documents into fully editable electronic formats.

*1: Requires optional USB memory Kit.

*2: Requires optional Advanced Scan Kit.

Personalised scanning made easier

Scan both single-sided and double-sided documents in any orientation with ScanAuto. Previously used recipient e-mail addresses appear in the user history for easy selection, and the sender's e-mail address is pre-filled automatically when in authentication.

Digitisation of paper documents for effortless document management

With Scan Delivery*, you can automatically process and store scanned images by simply pressing the preset button for each workflow or document type.

* Optional

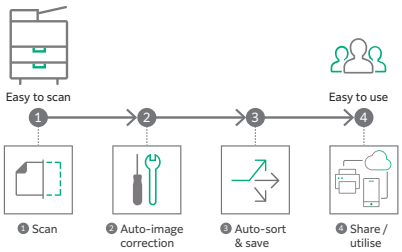

Paperless Fax Delivery (Optional)

Using Paperless Fax Delivery allows you to transfer incoming faxes to servers or shared folders, or to send them by attaching to e-mails, without printing them.

You can automatically sort incoming faxes into the destination folder by fax number, by received date, or by each user. You can also sort junk (spam) faxes into a different folder.

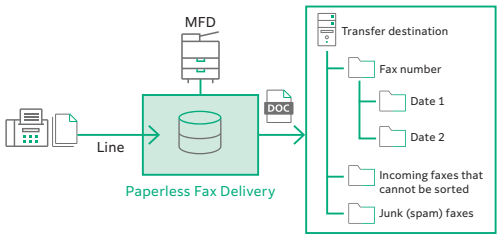

Support for diverse work styles solutions

Share information anytime, anywhere

With Working Folder* and internet access, documents can be viewed regardless of time and location.

- Can be linked smoothly with multifunction printers, DocuWorks, and mobile devices
- Documents in Working Folder can be printed from the control panel
- Scanned documents will be assigned a file name and stored in Working Folder. An email notification will be sent to relevant users

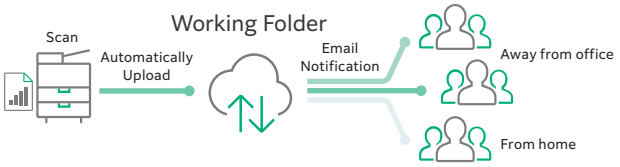

Centralised cloud integration

Cloud Service Hub* allows single sign-on to multiple cloud storage services.

- Specific storage location can be assigned for scanned documents directly from the multifunction device
- Searching documents from multiple cloud services is supported
- Full-text search on scanned documents can be performed with OCR

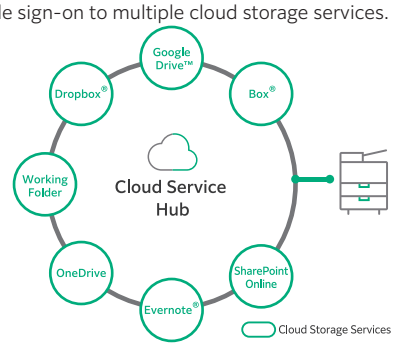

Note: Compatible with Working Folder, OneDrive, Evernote®, SharePoint Online, Box®, Google Drive™ and Dropbox®. Third-party cloud service providers may require payment.

* Cloud services provided by FUJIFILM Business Innovation. A separate contract is required.

Security

- Encryption of communication between server and client PC and MFPs (IPsec, SSL/TLS communication, S/MIME communication, SMBv3)
- Stored data in MFPs (enhanced encryption key management by using TPM chips, encryption/overwriting erasure of hard disks*)
- Prevention of erroneous transmission of faxes (FASEC1 compliant, re-entry of address, prohibition of transmission other than the address list, display of destination confirmation screen)
- User authentication and usage restrictions prevent unauthorized manipulation and access
- Replication management (hidden character printing*, forced annotation, embedding of restriction code*)

* Optional.

ApeosPort-VII C5573 R / C3373 R
Functions & Specifications

Basic Specifications / Copy Function

Item		C5573 R	C3373 R
Type		Console	
Memory capacity		4 GB (Max: 4 GB)	
Storage Device Capacity*1		160 GB or larger (Usable space: 128 GB)	
Colour Capability		Full colour	
Scan Resolution		600 x 600 dpi	
Printing Resolution		1,200 x 2,400 dpi (High Revolution photo) 600 x 600 dpi (Text / Text-Photo / Photo / Map)	
Warm-up Time*2		[When Embedded Plug-ins / Custom Services are enabled*3] 36 seconds or less, 30 seconds or less if the main power is on (23 degrees Celsius room temperature) [When Embedded Plug-ins / Custom Services are disabled*3] 30 seconds or less, 24 seconds or less if the main power is on (23 degrees Celsius room temperature)	
Recovery Time (Recovery Time from Sleep mode)		11 seconds or less (23 degrees Celsius room temperature)	4 seconds or less (23 degrees Celsius room temperature)
Original Size		Maximum of A3, 11 x 17", 297 x 432 mm for both Sheet and Book	
Paper Size	Max	SRA3 (320 x 450 mm), 12 x 18" (305 x 457 mm), A3 [12 x 19" (305 x 483 mm), 320 x 483 mm when using Bypass Tray]	
	Min	A5, Postcard (100 x 148 mm) [89 x 98 mm when using Bypass Tray]	
	Image loss width*4	Lead edge 4.0 mm, Trail edge 2.0 mm, Right/Left edge 2.0 mm	
Paper Weight*5	Paper Tray	52 to 300 gsm	
	Bypass Tray	52 to 300 gsm	
First Copy Output Time	B/W*6	3.7 sec.	4.9 sec.
	Colour*7	5.2 sec.	6.7 sec.
Continuous Copy Speed*8	A4 LEF / JIS B5 LEF	B/W: 55 ppm Colour: 55 ppm	B/W: 35 ppm Colour: 35 ppm
	A4 / JIS B5	B/W: 40 ppm Colour: 40 ppm	B/W: 27 ppm Colour: 27 ppm
	JIS B4	B/W: 32 ppm Colour: 32 ppm	B/W: 23 ppm Colour: 23 ppm
	A3	B/W: 27 ppm Colour: 27 ppm	B/W: 19 ppm Colour: 19 ppm
Paper Tray Capacity*9	Standard	520 sheets x 4-tray + Bypass Tray 90 sheets	
	Optional	HCF B1: 2,000 sheets	
	Max	4,170 sheets (Standard + HCF B1)	
Output Tray Capacity*10		Upper Center: 250 sheets (A4 LEF), Lower Center: 250 sheets (A4 LEF)	
Power Supply		AC220-240 V +/- 10 %, 10 A, 50/60 Hz common	
Maximum Power Consumption		2.2 kW (AC220 V +/- 10 %) 2.4 kW (AC240 V +/- 10 %) Sleep mode: 0.5 W (AC230 V) Ready mode: 111 W (AC230 V)	2.2 kW (AC220 V +/- 10 %) 2.4 kW (AC240 V +/- 10 %) Sleep mode: 0.5 W (AC230 V) Ready mode: 75 W (AC230 V)
Dimensions		W 663 x D 723 x H 1,141 mm	
Weight*11		133 kg	

*1: Storage Device Capacity is not totally available for customers.
*2: It may change depending on usage conditions.
*3: Embedded Plug-ins / Custom Services are enabled as factory default. You can change the settings if needed.
*4: Up to A3 size.
*5: It is recommended to use our recommended paper. Correct print output may not be possible depending on the requirement.
*6: A4 LEF / Monochrome priority mode.
*7: A4 LEF / Colour priority mode.
*8: The speed may be reduced due to the image quality adjustment.
*9: 80 gsm paper.
*10: 70 gsm paper.
*11: Excluding Toner Cartridge.

Print Function

Item		Description
Type		Built-in type
Print Size	Max	SRA3 (320 x 450 mm), 12 x 18" (305 x 457 mm), A3 [12 x 19" (305 x 483 mm), 320 x 1,200 mm*1 when using Bypass Tray]
	Min	A5, Postcard (100 x 148 mm) [89 x 98 mm when using Bypass Tray]
	Image loss width*2	Lead edge 4.0 mm, Trail edge 2.0 mm, Right/Left edge 2.0 mm
Continuous Print Speed*3		Same as the Basic Specifications / Copy Function
Printing Resolution	Standard	[PCL Driver] Standard: 1,200 x 2,400 dpi, High Quality: 1,200 x 2,400 dpi, High Resolution: 1,200 x 1,200 dpi
	Optional	[Adobe® PostScript® 3™ Driver] High Speed (Standard): 600 x 600 dpi, High Quality: 1,200 x 2,400 dpi, High Resolution: 1,200 x 1,200 dpi
Page Description Language	Standard	PCL5 / PCL6
	Optional	Adobe® PostScript® 3™
Supported Operating System*4	Standard	[PCL Driver] Windows 11 (64 bit) / Windows 10 (64 bit) / Windows 10 (32 bit) / Windows Server 2022 (64 bit) / Windows Server 2019 (64 bit) / Windows Server 2016 (64 bit) [Mac OS X Driver] macOS 14 / 13 / 12 / 11 / 10.15
	Optional	[Adobe® PostScript® 3™ Driver] Windows 11 (64 bit) / Windows 10 (64 bit) / Windows 10 (32 bit) / Windows Server 2022 (64 bit) / Windows Server 2019 (64 bit) / Windows Server 2016 (64 bit) [Mac OS X Driver] macOS 14 / 13 / 12 / 11 / 10.15
Interface	Standard	Ethernet 1000BASE-T / 100BASE-TX / 10BASE-T, USB3.0

*1: Long paper of 106 to 220 gsm (Extra Heavyweight) is available. The printed papers are delivered to the Side Tray when C3 Finisher / C3 Finisher with Booklet Maker is attached.
*2: Up to A3 size.
*3: The speed may be reduced due to the image quality adjustment. The printing speed may be reduced depending on the document.
*4: Please refer to our official website for the latest supported OS.

Scan Function

Item		Description
Type		Colour Scanner
Scan Resolution		600 x 600 dpi, 400 x 400 dpi, 300 x 300 dpi, 200 x 200 dpi
Scan Speed		Same as the Scan Speed for the Duplex Automatic Document Feeder
Interface	Standard	Ethernet 1000BASE-T / 100BASE-TX / 10BASE-T

Fax Function (Optional)

Item	Description
Original Size	Max: A3, 11 x 17", Long document (Longest 600 mm*1)
Recording Paper Size	Max: A3, 11 x 17"; Min: A5
Transmission Time	2 seconds and more but fewer than 3 seconds*2
Transmission Mode	ITU-T G3
Applicable Lines	Telephone subscriber line, PBX, Fax communication (PSTN), Maximum 3 ports*3 (G3-3 ports)

*1: When Duplex Automatic Document Feeder is used.
*2: When A4 size document with approximately 700 characters is transmitted in standard image-quality (8 x 3.85 lines/mm) and in high-speed mode (28.8 kbps or faster, JBIG). Only indicates the time for transmitting the image information and does not include the communication control time. The total communication time will vary depending on the contents of the document, the type of machine receiving the fax, and line condition.
*3: No. of FAX lines is up to 3 ports. Port refers to number of channels for FAX.

Duplex Automatic Document Feeder B1-PC

Item		C5573 R	C3373 R
Original Size / Paper Weight		Max: A3, 11 x 17"; Min: A5*1 38 to 128 gsm (In Duplex: 50 to 128 gsm)	
Capacity*2		130 sheets	
Scan Speed*3	Copy (A4 LEF, Simplex)	B/W: 55 ppm Colour: 55 ppm	B/W: 35 ppm Colour: 35 ppm
	Scan	B/W: 80 ppm, Colour: 80 ppm (1 pass, 2 sided scanning: B/W: 154 ppm*4, Colour: 154 ppm*4) [Standard Document (A4 LEF), 200 dpi, to Folder.]	

*1: The minimum custom size is 125 x 85 mm.
*2: 70 gsm paper.
*3: The scanning speed varies depending on the documents.
*4: 160 ppm for both B/W and colour when Quiet Mode is disabled. This setting can be changed to suit the customer's usage.

HCF B1 (Optional)

Item	Description
Paper Size	A4 LEF, Letter LEF, JIS B5 LEF
Paper Weight	55 to 216 gsm
Feeding Capacity / Number of Tray*	2,000 sheets x 1-tray
Dimensions	W 389 x D 610 x H 380 mm
Weight	29 kg

* 80 gsm paper.

Side Tray

Item	Description
Paper Capacity*	100 sheets
Dimensions	W 324 x D 567 x H 228 mm

* 70 gsm paper.

C3 Finisher / C3 Finisher with Booklet Maker (Optional)

Item		C3 Finisher	C3 Finisher with Booklet Maker
Type	Output Tray	Sort / Stack	
	Finishing Tray	Sort (Offset available) / Stack (Offset available)	
	Booklet Tray	–	Sort / Stack
Paper Size	Output Tray	Max: 12 x 19" (305 x 483 mm), A3; Min: Postcard (100 x 148 mm)	
	Finishing Tray	Max: 12 x 19" (305 x 483 mm), A3; Min: JIS B5 LEF	
Paper Weight	Output Tray	52 to 300 gsm*1	
	Finishing Tray	52 to 300 gsm*1	
Paper Capacity*2	Output Tray	500 sheets (A4)	
	Finishing Tray	[Without Stapling] A4: 3,000 sheets, JIS B4 or larger: 1,500 sheets, Mixed Size Stacking*3: 300 sheets [With Stapling] A4: 200 sets or 3,000 sheets JIS B4 or larger: 100 sets or 1,500 sheets Mixed Size Stacking*3: 70 sets or 200 sheets	[Without Stapling] A4: 1,500 sheets, JIS B4 or larger: 1,500 sheets, Mixed Size Stacking*3: 300 sheets [With Stapling] A4: 200 sets or 1,500 sheets JIS B4 or larger: 100 sets or 1,500 sheets Mixed Size Stacking*3: 70 sets or 200 sheets
	Booklet Tray	–	20 sets*4
Staple	Capacity	50 sheets (90 gsm or less)	
	Paper Size	Max: A3, 11 x 17"; Min: JIS B5 LEF	
	Paper Weight	52 to 300 gsm	
	Position	Single stapling, Dual stapling	
Punch*5	Number of Holes	2-hole / 4-hole punch or 2-hole / 3-hole punch (US Specifications)	
	Paper Size	A3, 11 x 17", JIS B4, A4*6, A4 LEF, Letter*6, Letter LEF, JIS B5 LEF, 7.25 x 10.5" (184 x 267 mm) LEF, 8 x 10" (203 x 254 mm), 8 x 10" (203 x 254 mm) LEF, 16K (194 x 267 mm) LEF, Cover A4 (223 x 297 mm) LEF, 9 x 11" (229 x 279 mm) LEF, 215 x 315 mm, 8.5 x 13" (216 x 330 mm), Legal, 11 x 15" (279 x 381 mm), 8K (267 x 388 mm)	
	Paper Weight	52 to 200 gsm	
Booklet Finishing	Capacity	–	Saddle Staple: 16 sheets (90 gsm or less)*7 Single Fold: 5 sheets (90 gsm or less)*7
	Paper Size	–	Max: SRA3 (320 x 450 mm), 12 x 18" (305 x 457 mm), A3 Min: JIS B5
	Paper Weight	–	Saddle Staple: 60 to 300 gsm Single Fold: 60 to 300 gsm
Dimensions*8		W 730 x D 589 x H 1,056 mm When Folder Unit CD1 is installed: W 965 x D 726 x H 1,056 mm	W 790 x D 589 x H 1,056 mm When Folder Unit CD1 is installed: W 1,025 x D 726 x H 1,056 mm
Weight		49 kg When Folder Unit CD1 is installed: 101 kg	66 kg When Folder Unit CD1 is installed: 118 kg

Note: Transport Unit H3 is required.
*1: 52 to 55 gsm output paper may not be aligned properly depending on the paper type.
*2: 70 gsm paper.
*3: When larger size sheets are stacked on top of smaller size sheets.
*4: When the output paper size is the same.
*5: Optional
*6: 3-hole punch and 4-hole punch are not applicable.
*7: The maximum number of sheets varies depending on the paper weight. Booklet may not be tightly closed depending on the size or type of the paper.
*8: Inner connector within the body is excluded.

Folder Unit CD1 (Optional)

Item		Description
Z Fold Half Sheet	Paper Size	A3, 11 x 17", JIS B4
	Paper Weight	60 to 90 gsm
Tri-fold	Paper Size	A4 SEF, Letter SEF
	Paper Weight	60 to 90 gsm
	Paper Capacity*1	40 sheets
Power Supply*2		AC220-240 V +/- 10 %, 0.6 A, 50/60 Hz common
Maximum Power Consumption		144 W (AC220-240 V +/- 10 %)
Dimensions		W 232 x D 726 x H 991 mm
Weight		53 kg

Note: Optional of C3 Finisher / C3 Finisher with Booklet Maker.
*1: 70 gsm paper.
*2: Power supply separate from the main unit is required.

Notes
1. If the storage media of the base unit fail, loss of received data, accumulated data, registered setting data, etc. may occur. In no event shall "the company" be liable for any damages whatsoever arising from loss of data.
2. Functional spare parts will be available for at least 7 years after the product is no longer manufactured.

Various options

● Output Tray

Up to 3 ways including the inner output tray available to output jobs. Jobs can be delivered to each output tray by job type such as Print, Copy or Fax.

Side Tray
Capacity: Up to 100 sheets
Output face up for Copy and Print jobs.

Exit 2 Tray
Capacity: 250 sheets
Separated to 2 trays (Upper/Lower) as destinations of output jobs.

● Feeding Options

Long Paper Inserter
With Bypass Tray, up to 1,200 mm long paper can be loaded.

HCF B1
A4 LEF, Letter LEF, JIS B5 LEF
2,000 sheets x 1 tray

● Finishing Applications

C3 Finisher

Staple Punch*

C3 Finisher with Booklet Maker + Folder Unit CD1

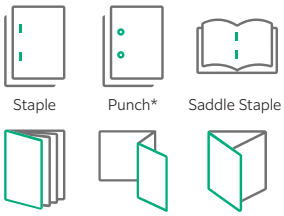

Staple Punch* Saddle Staple

Middle Fold Z Fold Half Sheet Tri-Fold

* Optional.

• This product is a remanufactured machines of Fuji Xerox product. Xerox, Xerox and Design, as well as Fuji Xerox are registered trademarks or trademarks of Xerox Corporation in Japan and/or other countries.
• Options must be purchased and installed together with remanufactured Fuji Xerox brand model. Options cannot be purchased or installed at a later date.

FUJIFILM

FUJIFILM Business Innovation (Thailand) Co., Ltd.
123 Suntowers A Building, 23rd-26th Floor, Vibhavadi-Rangsit Road,
Chomphon, Chatuchak, Bangkok 10900
Tel: 02-660-8000 Fax: 02-617-6748-9 Call Center: 02-660-8400

บริษัท ฟูจิฟิล์ม บิสซิเนส อินโนเวชั่น (ประเทศไทย) จำกัด
123 อาคารซันทาวเวอร์ เอ ชั้น 23-26 ถนนวิภาวดีรังสิต จอมพล จตุจักร กรุงเทพฯ 10900
โทร: 02-660-8000 แฟกซ์: 02-617-6748-9 Call Center: 02-660-8400

fujifilm.com/fbth

The available model varies depending on the country/region. Please ask the sales representatives for details.

The product specifications, appearance and other details in this brochure are subject to change without notice for improvements.

Reproduction Prohibitions Please note that reproduction of the following is prohibited by law : •Domestic and foreign currencies, government-issued securities, and national bonds and local bond certificates. •Unused postage stamps, post cards, etc. •Certificate stamps stipulated by law. •Reproducing works forming the subject matter of copyright (literary works, musical works, paintings, engravings, maps, cinematographic works, drawings, photographic works, etc.) is not permitted unless the reproduction is for the purpose of personal use, family use or other similar uses within a limited circle.

Trademarks •FUJIFILM and FUJIFILM logo are registered trademarks or trademarks of FUJIFILM Corporation. •ApeosPort, Smart WelcomEyes, DocuWorks, Working Folder, and Cloud Service Hub are registered trademarks or trademarks of FUJIFILM Business Innovation Corp.
•Microsoft, Active Directory, Azure, Microsoft Entra, Microsoft Edge, Excel, OneDrive, PowerPoint, SharePoint, Microsoft Teams, Windows, and Windows Server are registered trademarks of US Microsoft Corporation in the U.S. and other countries. •Apple, Mac, macOS, OS X, AirPrint, and AirPrint logo are trademarks of Apple Inc. registered in the U.S. and other countries and regions. •Adobe, Adobe logo, PostScript, and PostScript logo are either registered trademarks or trademarks of Adobe in the United States and/or other countries. •Mopria, the Mopria Logo, and the Mopria Alliance word mark and logo are registered and/or unregistered trademarks and service marks of Mopria Alliance, Inc. in the United States and other countries. •QR Code is a registered trademark of DENSO WAVE INCORPORATED. •All product names and company names mentioned in this brochure are trademarks or registered trademarks of their respective companies.

For Your Safety
Before using the product, read the Instruction Manual carefully for proper use. Use the product with the power source and voltage specified. Be sure to establish ground connection. Otherwise, electronic shock may result in the case of a failure or short circuit.

The information is as of October, 2024. PIC-0243 TH (2410)